



SOUTHERN CROSS TRANSPORT EQUIPMENT GROUP

[www.scteg.com.au](http://www.scteg.com.au)

# Semi Trailer Product Range

## **SCTEG TRAILERS**

Flat Top Trailer .....	1
Flat Top Extendables .....	3
Trailer Dolly .....	5
Drop Deck Extendables .....	7
Drop Deck Trailer .....	9
Drop Deck Softsider .....	11
Tippers .....	13
SuperLite Skels .....	15
Double Extendable .....	17
Rental Fleet .....	19
Notes .....	20

## **SCTEG VANS**

Arctic Star Freezer -28° / -22° / -18° .....	21
Arctic Star Rigid Body .....	25
Notes .....	27

**Disclaimer & Copyright**

All material within this catalogue is intended as a guide only.  
No part of this catalogue may be duplicated or used in any form or by any means, without  
written consent from Southern Cross Transport Equipment Group.

# FLAT TOP SEMI-TRAILER



**BUILT STRONGER,  
TO LAST LONGER**



The Strength to weight ratio of Southern Cross Flat Top Semi-Trailers provides operators with in-service reliability and a trailer manufactured to cope with Australia's harshest conditions.




Road Train Coupling & Signage



SXT Aluminium 1/4 guards - standard

## Construction

- High-tensile steel is used extensively throughout the structure to provide maximum strength.
- The entire frame is sand-blasted and prime coated prior to a superior long lasting finish in your companies fleet colours.
- The comprehensive range of suspensions, axles, landing legs, components and fittings are selected for their proven reliability.



Bearer Box standard fitment



Optional Gates & Gate Carrier



Optional Alloy Wheels

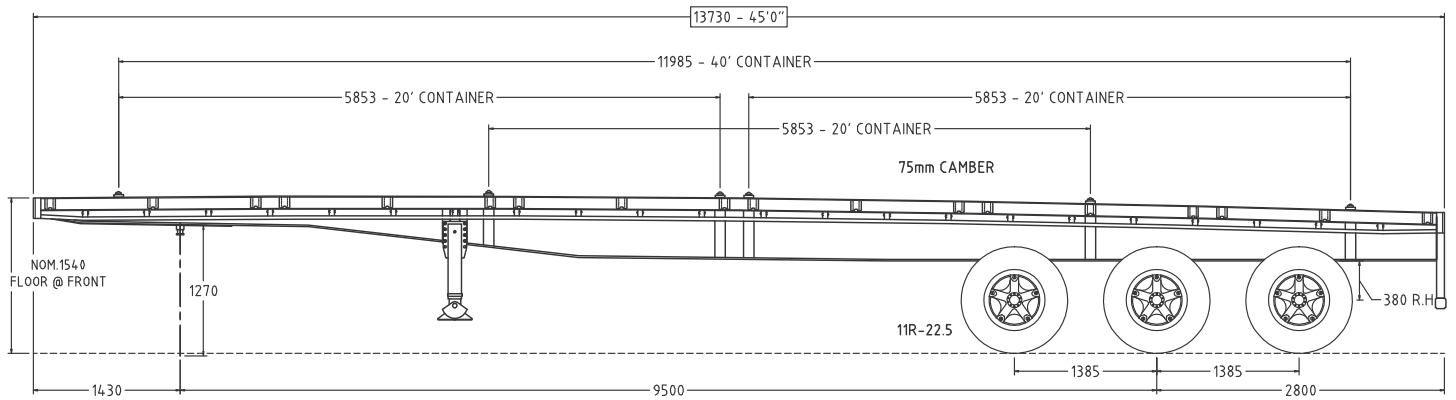


Optional Plastic Mudguards

Discuss your requirements with our sales staff today.  
They will help you gain the best value from your new Southern Cross equipment.



# FLAT TOP SEMI-TRAILER



Dimensions	
Length	13730mm (45') standard 14630mm (48') & customised lengths available
Width	2500 mm
Construction	
Chassis	Heavy duty - suit road train
Floor	3mm steel chequer plate c/w multiple RHS floor runners - standard
Coaming	5 inch RSJ coamings
Twist Locks	Six (6) rows to suit 1 x 40', 2 x 20' or 1 x 20' laden
Load Racks	Tubular steel fitted front and rear
Winches	Eight (8) sliding winches in track - standard
Tool Box	Two (2) 1200mm toolboxes fitted - standard
Water Tank	60L plastic
Gates	Optional
Road Train	Ringfeder Mount provision c/w Brake & Electrical connections
Compliance	Road Train, B-Double, B-Triple, OD as required

Running Gear	
Suspension	TMC cast Spring suspension standard. <b>Optional</b> : Airbag – Euro II, BPW, SAF
Brakes	ADR brake kit – Drum brakes standard, <b>Optional</b> : Disc brakes and ABS / EBS as required.
Landing Legs	TMC heavy duty landing legs & compensating feet standard
Axles	<b>Standard</b> : K-Hitch 20" Parallel Bearing axles Spoke or 10 Stud <b>Optional</b> : BPW axles
Wheels/Tyres	Full range available as required
Tyre Carrier	Dual swinging c/w chains - standard
Electrical	
Lights	Narva L.E.D with dual 7 pin & 40 amp plugs standard
Paintwork	
Coaming, Hubs & Toolboxes	Painted in high quality Glasurit 2 pac paint to clients specified colour
Underside	Hammertone silver standard, 2 pac optional
Warranty	
12 months	



SCTEG reserves the right to change specification information without notice, and accepts no liability, either direct or indirect for any loss that may result from the application of this information. Photographs may show equipment that is available at extra cost.



# FLAT TOP EXTENDABLES




**BUILT STRONGER,  
TO LAST LONGER**

The Strength to weight ratio of Southern Cross Flat Top Extendable Semi-Trailers provides operators with in-service reliability and a trailer manufactured to cope with Australia's harshest conditions.



Custom Accessories



Custom Front & Rear Load Racks

## Construction

- High-tensile steel is used extensively throughout the structure to provide maximum strength.
- The entire frame is sand-blasted and prime coated prior to a superior long lasting finish in your companies fleet colours.
- The comprehensive range of suspensions, axles, landing legs, components and fittings are selected for their proven reliability.



Rear Pullout Extension



Revolving Rear Light - standard



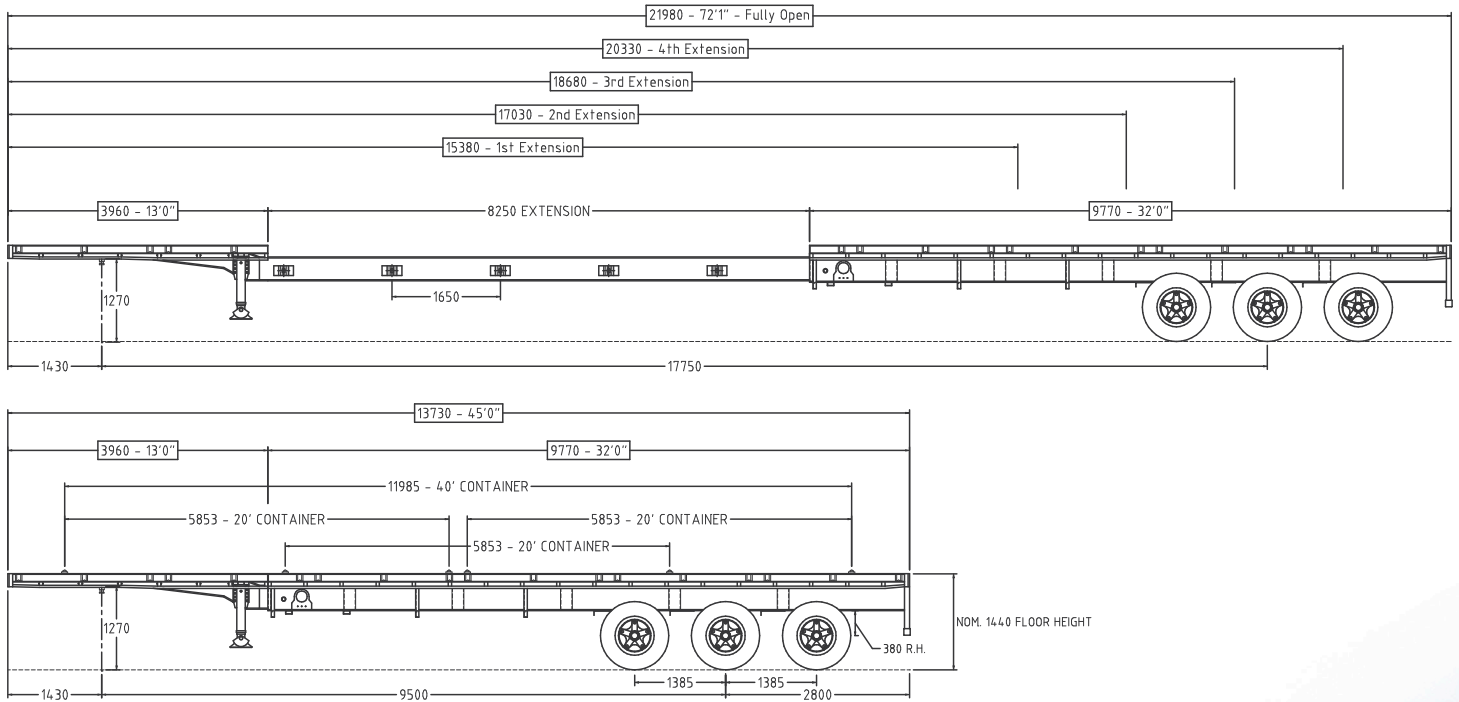
Stanchion Coaming Sockets



Road Train Coupling & Signage

Discuss your requirements with our sales staff today.  
They will help you gain the best value from your new Southern Cross equipment.

# FLAT TOP EXTENDABLES



Dimensions	
Length	13730mm (45') to 21980mm (72') standard. Customised lengths available including 3m Rear Pull-Out. Specialised Double Extendables & Steerables Suspension
Width	2500 mm
Construction	
Chassis	Heavy duty - suit road train
Floor	3mm steel chequer plate c/w multiple RHS floor runners - standard
Coaming	5 inch RSJ coamings
Twist Locks	Six (6) rows to suit 1 x 40', 2 x 20' or 1 x 20' laden
Load Racks	Tubular steel fitted front and rear
Winches	Eight (8) sliding winches in track - standard
Tool Box	Two (2) 1200mm toolboxes fitted - standard. Bearer Box fitted to rear of suspension - standard.
Water Tank	60L plastic
Gates	Optional
Road Train	Ringfeder Mount provision c/w Brake & Electrical
Compliance	Road Train, B-Double, B-Triple, OD as required

Running Gear	
Suspension	TMC cast Spring suspension standard. <b>Optional</b> : Airbag – Euro II, BPW, SAF
Brakes	ADR brake kit – Drum brakes standard, <b>Optional</b> : Disc brakes and ABS / EBS as required.
Landing Legs	TMC heavy duty landing legs, compensating feet standard
Axles	<b>Standard</b> : K-Hitch 20" Parallel Bearing axles - Spoke or 10 Stud <b>Optional</b> : BPW axles
Wheels/Tyres	Full range available as required
Tyre Carrier	Dual swinging c/w chains - standard
Electrical	
Lights	Narva L.E.D with dual 7 pin & 40 amp plugs standard. Narva L.E.D MultiVolt revolving rear light standard.
Paintwork	
Coaming, Hubs & Toolboxes	Painted in high quality Glasurit 2 pac paint to clients specified colour
Underside	Hammertone silver standard, 2 pac optional
Warranty	
12 months	



SCTEG reserves the right to change specification information without notice, and accepts no liability, either direct or indirect for any loss that may result from the application of this information. Photographs may show equipment that is available at extra cost.



# TRAILER DOLLY



## BUILT STRONGER, TO LAST LONGER

The Strength to weight ratio of Southern Cross Dolly Trailers provides operators with in-service reliability and a trailer manufactured to cope with Australia's harshest conditions.



Custom Accessories



Optional Triaxle



Optional Mudguards



Drop Deck Drawbar

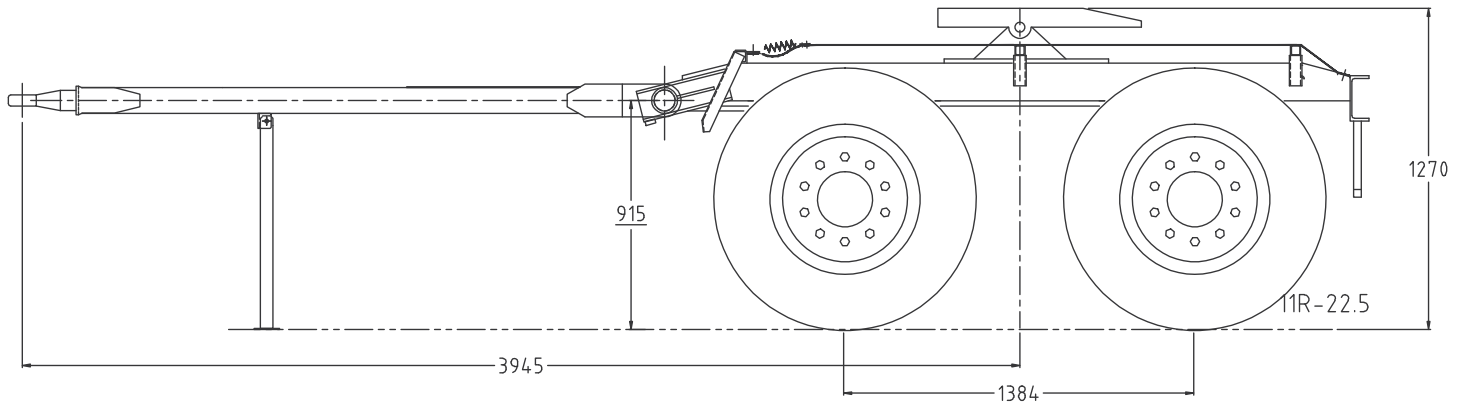
### Construction

- High-tensile steel is used extensively throughout the structure to provide maximum strength.
- The entire frame is sand-blasted and prime coated prior to a superior long lasting finish in your companies fleet colours.
- The comprehensive range of suspensions, axles, landing legs, components and fittings are selected for their proven reliability.



Discuss your requirements with our sales staff today.  
They will help you gain the best value from your new Southern Cross equipment.





## Dimensions

Length	3945mm Towing Eye to Centre Turntable <b>Optional</b> : Drawbar lengths as required
Height	Standard Drawbar height 915mm <b>Optional</b> : Drop Deck drawbar height 725mm <b>Optional</b> : Two (2) Position Drawbar Mounting
TT Height	1270mm standard turntable height
Suspension Spread	4'6" standard tandem spread <b>Optional</b> : Suspension spread as required

## Construction

Towing Eye	50mm weld-in towing eye <b>Optional</b> : 50mm bolt-in towing eye
Compliance	Road Train, B-Double, B-Triple, OD as required

## Running Gear

Suspension	TMC cast Tandem Spring suspension standard. <b>Optional</b> : Tandem & Triaxle - Spring & Airbag
Axles	<b>Standard</b> : K-Hitch 20" Parallel Bearing axles Spoke or 10 Stud <b>Optional</b> : BPW axles
Wheels/Tyres	Full range available as required
Yard Release	Yard Brake Release kit
Mudguards	Flexiguard Rubber Mudguards & Flaps

## Electrical

Lights	Narva LED with dual 7 pin plugs standard
--------	--

## Paintwork


Painted in high quality Glasuit 2 pac paint to clients specified colour

## Warranty

12 months



**Specialised Custom Steerable Jinker Dolly**



SCTEG reserves the right to change specification information without notice, and accepts no liability, either direct or indirect for any loss that may result from the application of this information. Photographs may show equipment that is available at extra cost.

# DROP DECK EXTENDABLES



**BUILT STRONGER,  
TO LAST LONGER**



The Strength to weight ratio of Southern Cross Drop Deck Extendable Semi-Trailers provides operators with in-service reliability and a trailer manufactured to cope with Australia's harshest conditions.



Custom Designs



Decks as Low as 900mm

## Construction

- High-tensile steel is used extensively throughout the structure to provide maximum strength.
- The entire frame is sand-blasted and prime coated prior to a superior long lasting finish in your companies fleet colours.
- The comprehensive range of suspensions, axles, landing legs, components and fittings are selected for their proven reliability.



Optional Selection of Ramps



Coaming Sockets & Tie Downs



Road Train & HD Options

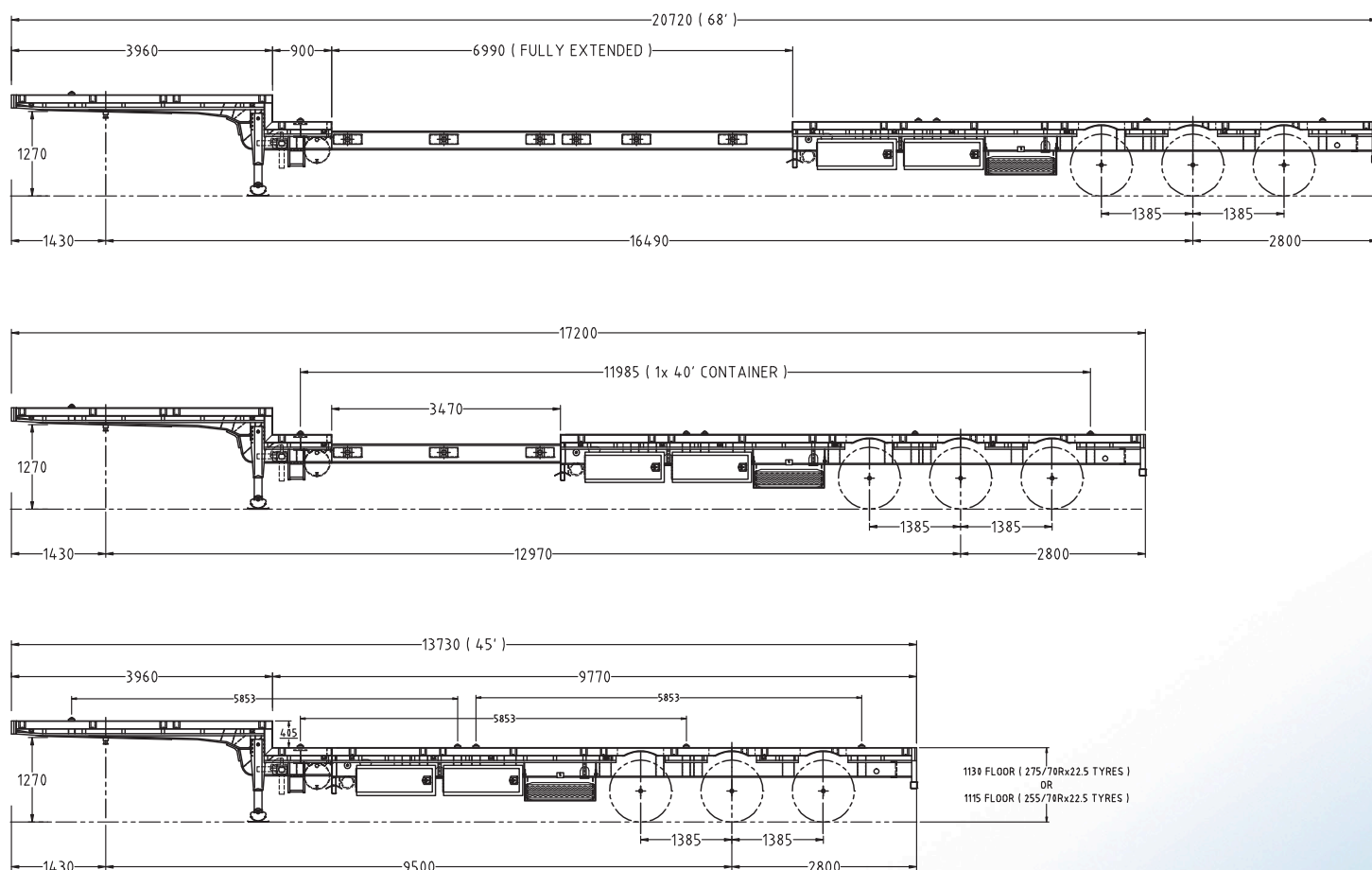


Various Extension Break Options

Discuss your requirements with our sales staff today.  
They will help you gain the best value from your new Southern Cross equipment.



# DROP DECK EXTENDABLES



## Dimensions

Length	13730mm (45') to 200720mm (68') • Numerous Length Variations & Options Available • Various Extension Break Positions Available
Width	2500 mm
Deck height	Optional Bottom Deck Heights Available from 900mm to 1130mm

## Construction

Chassis	Heavy duty - suit road train
Floor	3mm steel chequer plate c/w multiple RHS floor runners
Coaming	5 inch RSJ coamings
Twist Locks	Six (6) rows to suit 1 x 40', 2 x 20' or 1 x 20' laden
Load Racks	Tubular steel fitted front and rear
Winches	Eight (8) sliding winches in track - standard
Tool Box	Two (2) 1200mm toolboxes fitted - standard. Bearer Box fitted to rear of suspension - standard.
Water Tank	60L plastic
Gates	Optional
Road Train	Ringfeder Mount provision & Brake & Electrical connections
Compliance	Road Train, B-Double, B-Triple, OD as required

## Running Gear

Suspension	TMC cast Spring suspension standard. <b>Optional</b> : Airbag – Euro II, BPW, SAF
Brakes	ADR brake kit – Drum brakes standard, <b>Optional</b> : Disc brakes and ABS / EBS as required.
Landing Legs	TMC heavy duty landing legs & compensating feet standard
Axles	<b>Standard</b> : K-Hitch 20" Parallel Bearing Axles <b>Optional</b> : 19.5" or 17.5" (15") Axles <b>Optional</b> : BPW Axles
Wheels/Tyres	Full range available as required
Tyre Carrier	Dual Strap Type c/w chains - standard

## Electrical

Lights	Narva L.E.D with dual 7 pin & 40 amp plugs standard
--------	---

## Paintwork

Coaming, Hubs & Toolboxes	Painted in high quality Glasurit 2 pac paint to clients specified colour
Underside	Hammertone silver standard, 2 pac optional

## Warranty

12 months
-----------

SCTEG reserves the right to change specification information without notice, and accepts no liability, either direct or indirect for any loss that may result from the application of this information. Photographs may show equipment that is available at extra cost.



# DROP DECK SEMI-TRAILER



**BUILT STRONGER,  
TO LAST LONGER**



The Strength to weight ratio of Southern Cross Drop Deck Semi-Trailers provides operators with in-service reliability and a trailer manufactured to cope with Australia's harshest conditions.



Custom Accessories



Pull-Out Outriggers

## Construction

- High-tensile steel is used extensively throughout the structure to provide maximum strength.
- The entire frame is sand-blasted and prime coated prior to a superior long lasting finish in your companies fleet colours.
- The comprehensive range of suspensions, axles, landing legs, components and fittings are selected for their proven reliability.




Top Deck Ramps & Stowage



Road Train Coupling



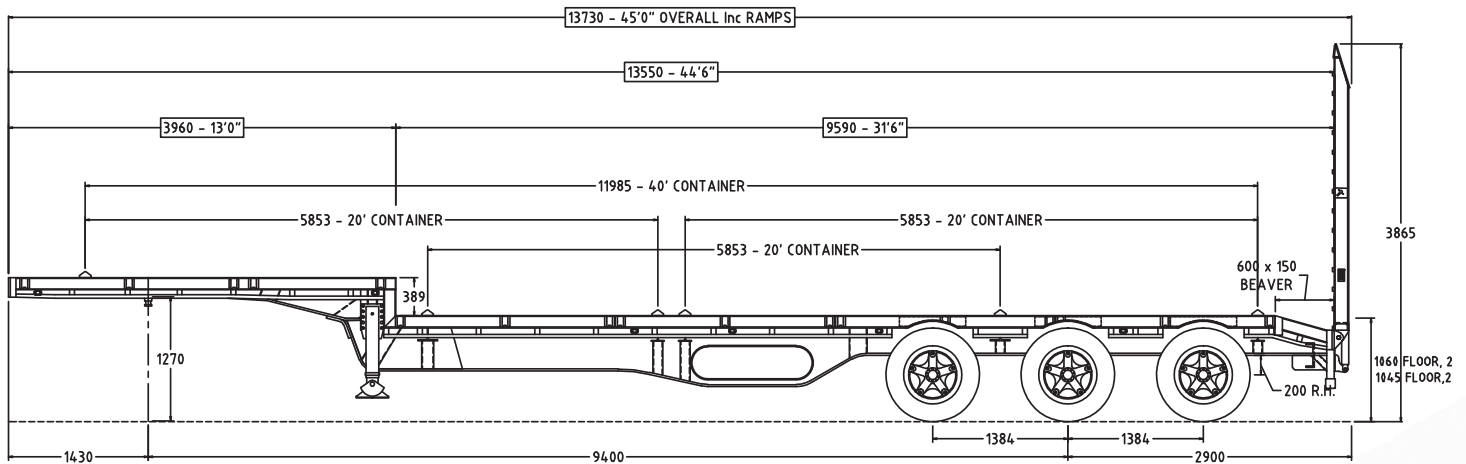
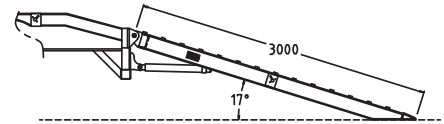
Selection of Ramps Available



Twistlocks & Tie Down Points

Discuss your requirements with our sales staff today.  
They will help you gain the best value from your new Southern Cross equipment.

# DROP DECK SEMI-TRAILER



Dimensions	
Length	13730mm (45') standard 14630mm (48') & customised lengths available
Width	2500 mm
Deck height	1060mm on 275/70R x 22.5" tyres - can vary to suit tyre & axle selection.
Construction	
Chassis	Heavy duty - suit road train
Floor	3mm steel chequer plate c/w multiple RHS floor runners - standard
Coaming	5 inch RSJ coamings
Twist Locks	Six (6) rows to suit 1 x 40', 2 x 20' or 1 x 20' laden
Load Racks	Tubular steel fitted front and rear
Winches	Eight (8) sliding winches in track - standard
Tool Box	Two (2) 1200mm toolboxes fitted - standard. Bearer Box fitted to rear of suspension - standard.
Water Tank	60L plastic
Gates	Optional
Ramps	Full selection of ramps available
Road Train	Ringfeder Mount provision c/w Brake & Electrical
Compliance	Road Train, B-Double, B-Triple, OD as required

Running Gear	
Suspension	TMC cast Spring suspension standard. <b>Optional</b> : Airbag – Euro II, BPW, SAF
Brakes	ADR brake kit – Drum brakes standard, <b>Optional</b> : Disc brakes and ABS / EBS as required.
Landing Legs	TMC heavy duty landing legs & compensating feet standard
Axles	<b>Standard</b> : K-Hitch 20" Parallel Bearing axles Spoke or 10 Stud <b>Optional</b> : BPW axles
Wheels/Tyres	Full range available as required
Tyre Carrier	Dual tyre carrier cut through mainrails
Electrical	
Lights	Narva L.E.D with dual 7 pin & 40 amp plugs standard
Paintwork	
Coaming, Hubs & Toolboxes	Painted in high quality Glasurit 2 pac paint to clients specified colour
Underside	Hammertone silver standard, 2 pac optional
Warranty	
12 months	



SCTEG reserves the right to change specification information without notice, and accepts no liability, either direct or indirect for any loss that may result from the application of this information. Photographs may show equipment that is available at extra cost.



# SOFTSIDER - DROP DECK

## Softsider



## BUILT STRONGER, TO LAST LONGER

The Strength to weight ratio of Southern Cross Softsider Drop Deck Semi-Trailers provides operators with in-service reliability and a trailer manufactured to cope with Australia's harshest conditions.



Wide Range Of Gate Options



Road Train Options



Lead Drop Deck



Mez Deck Option

### Construction

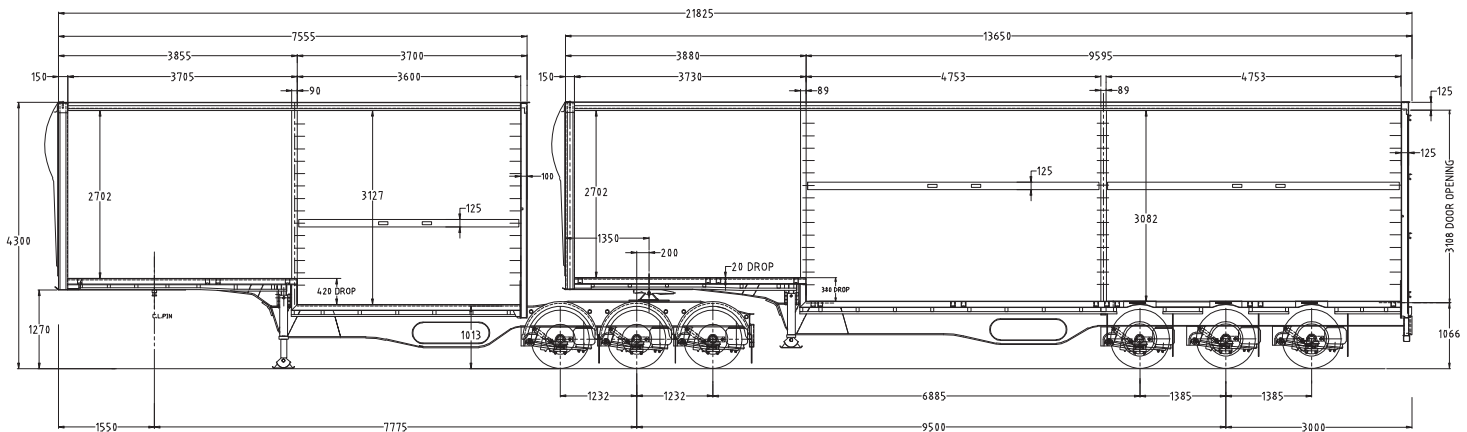
- High-tensile steel is used extensively throughout the structure to provide maximum strength.
- The entire frame is sand-blasted and prime coated prior to a superior long lasting finish in your companies fleet colours.
- The comprehensive range of suspensions, axles, landing legs, components and fittings are selected for their proven reliability.



Discuss your requirements with our sales staff today.  
They will help you gain the best value from your new Southern Cross equipment.



# SOFTSIDER - DROP DECK



## A-Trailer

Dimensions	
Length	7600mm
Width	2500 mm
Height	4300mm
Construction	
Chassis	High tensile steel I beam design. Heavy duty neck - suit Road Train
Floor	3mm steel chequer plate over RHS floor runners. Many floor options.
Mezzanine Floor	1 x Bottom Deck - fully removable including posts
Rear Wall	FRP Solid rear wall
Coaming	4 inch RSJ coamings, fitted with gate pockets
Curtains	Welded Strap - (Load Restraint Optional)
Curtain Tensioner	Front Tensioner standard. <b>Optional</b> : Rear Tensioner
Gates	1800mm High and level throughout, suspended on straps.
Turntable	Holland, K-Hitch, Jost - 50mm or 90mm
Air Deflector	Full length front wall air deflector fitted
Winches	Six (6) winches in track
Tool Box	<b>Optional</b> : 1 x 1200mm long with stainless 'T' handles
Running Gear	
Suspension	Euro II Airbag, BPW, SAF, TMC
Axles	K-Hitch 20" Parallel bearing axles – standard <b>Optional</b> : Spoke, 10 x stud, 15", 19.5" - BPW, SAF, TMC, Hendrickson
Brakes	ADR brake kit – Drum brakes standard, <b>Optional</b> : Disc brakes and ABS / EBS as required.
Landing Legs	TMC heavy duty landing legs, compensating feet standard
Wheels	10 Stud steel - 285 PCD
Tyres	Full range available as required
Tyre Carrier	Dual cut through main rails, c/w chains
Electrical	
Lights	Narva L.E.D with dual 7 pin & 40 amp plugs standard
Paintwork	
Coaming, Hubs & Toolboxes	Painted in high quality BASF Glasurit 2 PAK paint to clients specified colour
Underside	Hammertone silver standard, 2 PAK optional

## B-Trailer

Dimensions	
Length	13640mm
Width	2500 mm
Height	4300mm
Construction	
Chassis	High tensile steel I beam design. Heavy duty neck - suit Road Train
Floor	3mm steel chequer plate over RHS floor runners. Many floor options.
Mezzanine Floor	2 x Bottom Deck - fully removable including posts
Rear Doors	FRP Double rear doors with anti-racking
Coaming	4 inch RSJ coamings, fitted with gate pockets
Curtains	Welded Strap - (Load Restraint Optional)
Curtain Tensioner	Front Tensioner standard. <b>Optional</b> : Rear Tensioner
Gates	1800mm High and level throughout, suspended on straps.
Air Deflector	Full length front wall air deflector fitted
Winches	Eleven (11) winches in track
Tool Box	1 x 1200mm Long with stainless 'T' Handles
Water Tank	60L plastic
Running Gear	
Suspension	Euro II Airbag, BPW, SAF, TMC
Axles	K-Hitch 20" Parallel bearing axles – standard <b>Optional</b> : Spoke, 10 x stud, 15", 19.5" - BPW, SAF, TMC, Hendrickson
Brakes	ADR brake kit – Drum brakes standard, <b>Optional</b> : Disc brakes and ABS / EBS as required.
Landing Legs	TMC heavy duty landing legs, compensating feet standard
Wheels	10 Stud steel - 285 PCD
Tyres	Full range available as required
Tyre Carrier	Dual cut through main rails, c/w chains
Electrical	
Lights	Narva L.E.D with dual 7 pin & 40 amp plugs standard
Paintwork	
Coaming, Hubs & Toolboxes	Painted in high quality BASF Glasurit 2 PAK paint to clients specified colour
Underside	Hammertone silver standard, 2 PAK optional

SCTEG reserves the right to change specification information without notice, and accepts no liability, either direct or indirect for any loss that may result from the application of this information. Photographs may show equipment that is available at extra cost.

# STEELMAX TIPPER



**BUILT STRONGER,  
TO LAST LONGER**



The Strength to weight ratio of Southern Cross Steelmax Semi Tippers provides operators with in-service reliability and a trailer manufactured to cope with Australia's harshest conditions.



## Construction

- High-tensile steel is used extensively throughout the structure to provide maximum strength.
- The entire frame is sand-blasted and prime coated prior to a superior long lasting finish in your companies fleet colours.
- The comprehensive range of suspensions, axles, landing legs, components and fittings are selected for their proven reliability.



Grain Door Standard



Optional Ringfeder

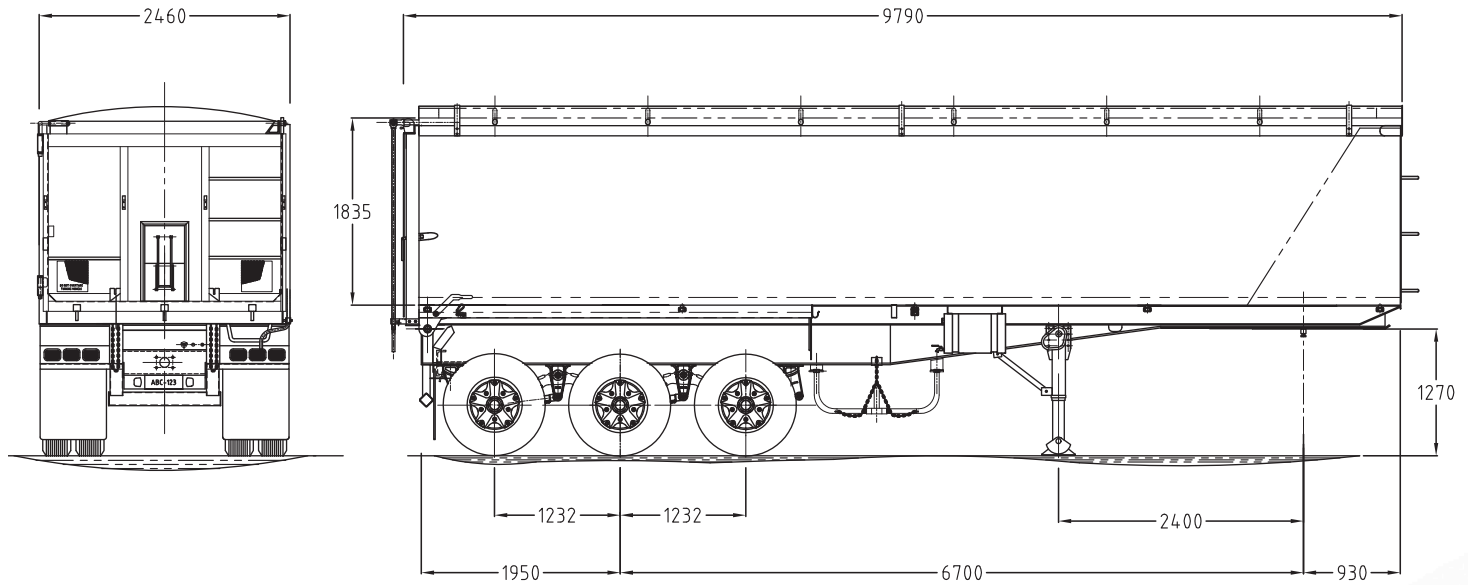


Spare Tyre Standard



2 Way Tailgate Standard

Discuss your requirements with our sales staff today.  
They will help you gain the best value from your new Southern Cross equipment.



## Dimensions

Length	32" (9750mm) Chassis Tipper
Height	6" (1800mm)
Cubic	47.6m <sup>3</sup>

## Construction

Chassis	Hi Tensile steel chassis, "I" Beam Design.
Floor	5mm Grade 350 Pressed Steel Plate
Walls	3mm Grade HU300 Steel Plate
Rear Door	5mm Top hinge tailgate with grain door, spreader chains, throw over's & rubber seals
Tarp	Roll tarp on front and rear hoods with telescopic handle and stowage both sides
Ringfeder	Provision ONLY at rear with full road train compliance and all electrical and air lines supplied to rear.
Steps	Access steps standard
Tools	Stowage
Poles	Flip over ridge pole standard
Valve	Line to rear operated from drivers side forward of legs
Hoist	7036mm Stroke x 5 Stage - 52 Tonne Capacity
Hose	Optional Hydraulic Line to Rear
Tool Box	One (1) - 900mm x 400mm x 400mm + T Latches
Water Tank	75 Litre Water Tank - Black Plastic D Shape
Compliance	Road Train compliance

## Running Gear

Suspension	TMC cast Spring suspension standard. <b>Optional :</b> Airbag – Euro II, BPW, SAF
Axles	<b>Standard :</b> K-Hitch 20" Parallel Bearing axles Spoke or 10 Stud <b>Optional :</b> BPW axles
Brakes	ADR brake kit – Drum brakes standard, <b>Optional :</b> Disc brakes and ABS / EBS as required.
Landing Legs	TMC heavy duty landing legs & compensating feet standard
Wheels	Full range available as required
Tyres	13 x 11R22.5 Double Coin RR99 tyres
Tyre Carrier	Dual swinging c/w chains - standard

## Electrical

Lights	L.E.D with top lighting, 6mm front and rear for Road Train & 7 pin standard
--------	---

## Paintwork

Coaming, Hubs & Toolboxes	Painted in high quality Glasurit 2 pac paint to clients specified colour
Underside	2 PAC - BASF Red

## Warranty

12 months



# “SUPERLITE” SKELETALS



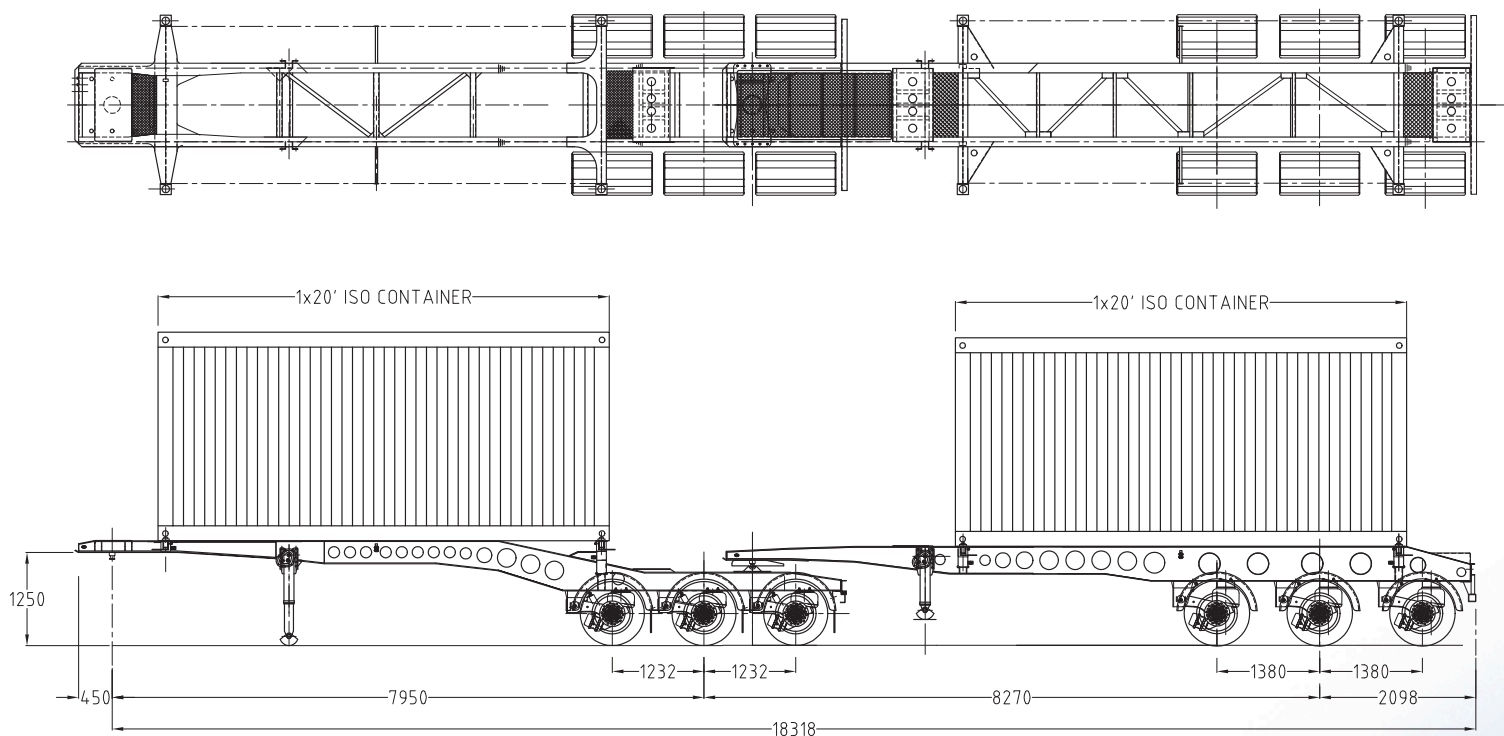
## BUILT LIGHTER, B-DOUBLE COMBINATION

The Southern Cross “SuperLite” Skeletal B-Double Combination is an original Southern Cross concept design to give maximum payload in the bulk container transport area. Having a combination weight of approx 7150kg with a target capacity to carry two (2) x 26,000kg 20’ containers - all subject to individual specifications.



Discuss your requirements with our sales staff today.  
They will help you gain the best value from your new Southern Cross equipment.

# "SUPERLITE" SKELETALS



Dimensions	
Length	18768mm OAL Combination
Width	2500mm
Height	1250mm Lead Skid Plate Height
Construction	
Twist Locks	2 Rows to Suit 1 x 20' Container per trailer
Turntable	Lightweight Aluminium
Electrical	
Lights	Narva L.E.D with dual 7 pin & 40 amp plugs standard.
Paintwork	
Frame & Suspension	Painted in high quality Glasurit 2 pac paint to clients specified colour

Running Gear	
Suspension	Hendrickson Triaxle Intraax
Brakes	Drum Brakes Standard <b>Optional</b> : Disc brakes and ABS / EBS as required.
Landing Legs	Lightweight Aluminium
Axles	Hendrickson 19.5" Intraax
Tyres	Double Coin 265/70R x 19.5" RLB490
Wheels	<b>Standard</b> : Twelve (12) Machine Finished Alloy Wheels <b>Optional</b> : Alloy Wheels as Required
Warranty	
12 months	

SCTEG reserves the right to change specification information without notice, and accepts no liability, either direct or indirect for any loss that may result from the application of this information. Photographs may show equipment that is available at extra cost.




# DOUBLE EXTENDABLES

**BUILT SMARTER,  
TO OPEN LONGER**



Southern Cross Double Extendable Trailers are proudly Australian designed & custom built with a comprehensive range available up to and beyond 40m in length with numerous options to suit individual requirements.



Standard 13.7 to 28.6m Double Extendable

## Construction


- High-tensile steel is used extensively throughout the structure to provide maximum strength.
- The entire frame is sand-blasted and prime coated prior to a superior long lasting finish in your companies fleet colours.
- The comprehensive range of suspensions, axles, landing legs, components and fittings are selected for their proven reliability.



Optional Steering System



Optional Load Pins



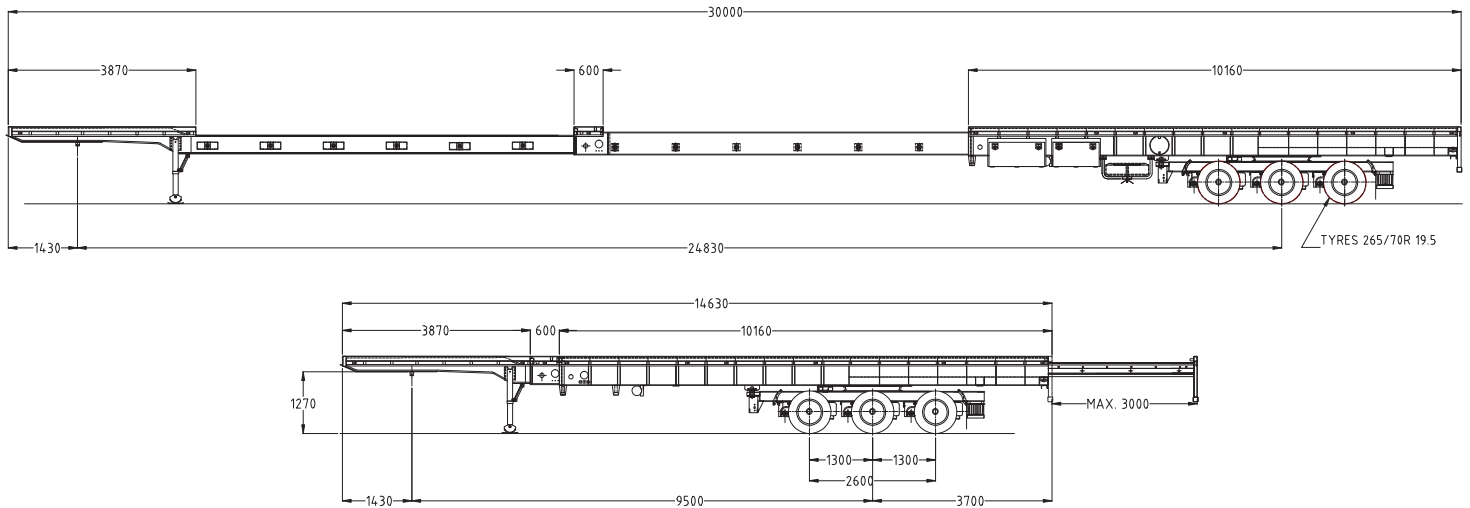
Remote Control Options



Optional Safety Steps

Discuss your requirements with our sales staff today.  
They will help you gain the best value from your new Southern Cross equipment.

# DOUBLE EXTENDABLES



## Dimensions

Length	Numerous Length Variations & Options Available <ul style="list-style-type: none"> <li>• 13.73m (45') to 28.65m (94')</li> <li>• 14.63m (48') to 30.0m (98')</li> <li>• 17.09m (56') to 40.0m (131')</li> </ul> <b>Optional</b> : 3.0m (10') Rear Pull-Out <i>Custom Lengths Available Upon Request</i>
Width	2500 mm

## Construction

Chassis	Custom Fabricated Dual Mainrails Double Extendable.
Floor	3mm steel chequer plate c/w multiple RHS floor runners.
Coaming	5" RSJ side coamings.
Twist Locks	Available as an Option as required.
Load Racks	<b>Standard</b> : Tubular steel fitted front & rear <b>Optional</b> : RHS "Steel Carrier" front & rear load racks <b>Optional</b> : RHS 3 piece removable rear load racks
Winches	Available as an Option as required
Tool Box	Two (2) 1200mm Toolboxes fitted as standard.
Water Tank	60L plastic as standard
Side Steps	<b>Optional</b> : Swing Out Side Safety Steps
Rear Steps	<b>Optional</b> : Pull Out Rear Safety Steps
Road Train	Available as an Option - <i>Subject to Trailer Model</i>

## Running Gear

Suspension	TMC Cast Spring Suspension - Subject to Trailer Model <b>Optional</b> : Euro-II Air, BPW, SAF airbag suspension
Steerable	Remote Controlled Hydraulic Steerable Suspension System available on all models. Compulsory on longer trailers.
Axles	Axle Selection Subject to Trailer & Suspension Model
Brakes	ADR brake kit – Drum brakes standard, <b>Optional</b> : Disc brakes and ABS / EBS as required.
Wheels/Tyres	Full range available to suit axle selection
Landing Legs	TMC landing legs c/w compensating feet standard
Tyre Carrier	Dual Strap Type c/w safety chains standard

## Electrical

Lights	LED MultiVolt throughout c/w dual 7 pin & 40amp plugs
--------	--

## Paintwork

Coaming, Hubs & Toolboxes	Painted in high quality glasurit 2 pack paint to clients specified colour - non metallic.
Underside	<b>Standard</b> : Hammertone Silver <b>Optional</b> : 2 pack

## Warranty

12 months



SCTEG reserves the right to change specification information without notice, and accepts no liability, either direct or indirect for any loss that may result from the application of this information. Photographs may show equipment that is available at extra cost.





**“BEST UNDER THE SOUTHERN CROSS”**

**Southern Cross Rentals, in association with Southern Cross Trailers offers a wide range of late model Semi-Trailers for either short term or long term hire.**

*If you are considering trailer hire, Southern Cross Rentals is here to assist you with your project specific requirements.*



**Our semi trailer product range includes :**

- Flat tops
- Flat top extendables
- Drop decks
- Drop deck with ramps
- Drop deck extendables
- Drop deck extendables with ramps
- Dollies
- Skels
- Soft siders
- Freezer Vans

**Please do not hesitate to call our staff and discuss your exact needs  
(08) 8405 7600**



## Notes



# ARCTIC STAR REFRIGERATED RANGE

## ARCTIC STAR

-28° FREEZER

-22° REEFER

-18° SUPER CHILLER

### CONFIGURATIONS

- MULTI-TEMP
- DOUBLE LOADER
- B-DOUBLE
- ROAD TRAIN
- FULL MAINRAIL CHASSIS
- 10P/12P LEAD
- 16P/20P/22P/24P REAR



**Southern Cross Vans**


## BUILDS BETTER BODIES

Fully tailored to meet not just today's but tomorrow's demanding freight handling needs, designed to deliver the strongest and longest lasting outcomes, with the most advanced thermal qualities on the market today ensuring correct temperature control for your customers freight. Built to promote your image and status in the transport industry.



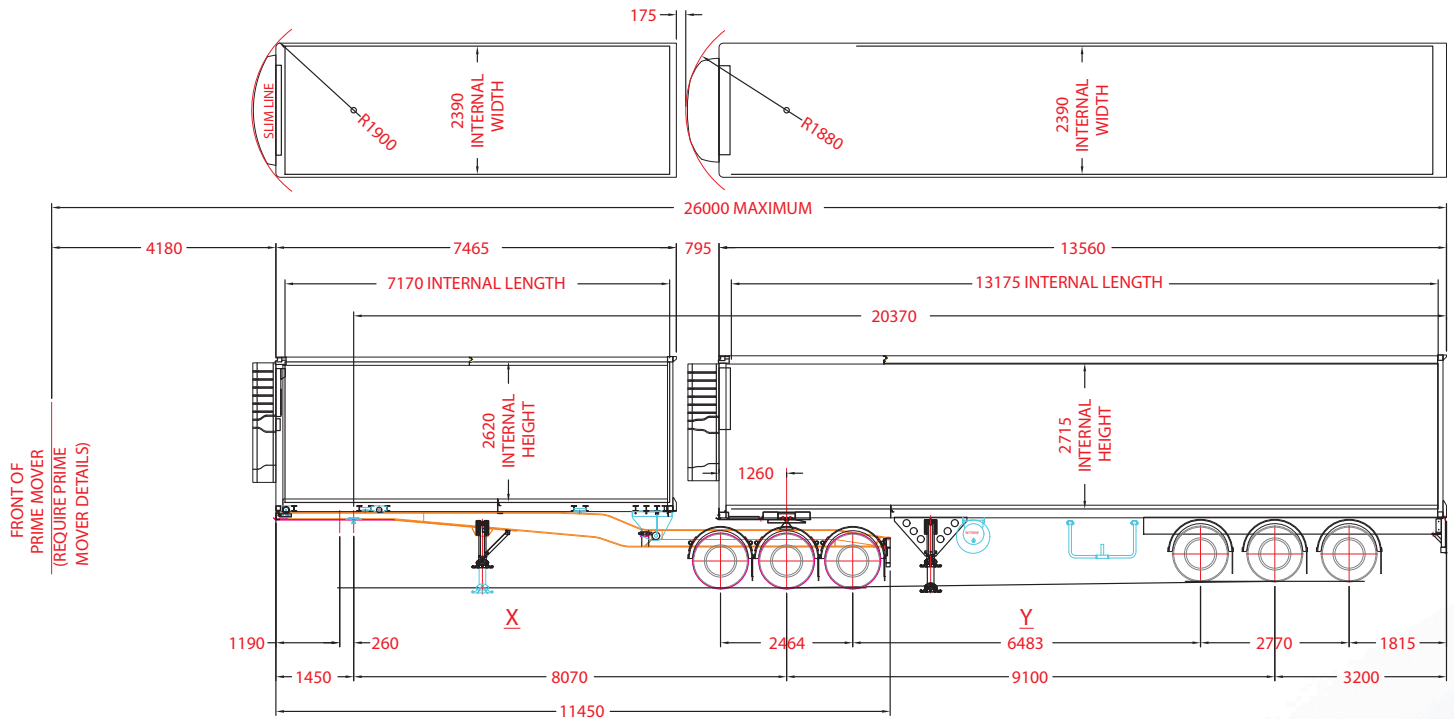
### Construction

- Galvanized Rear Frame
- Galvanized Steel Cross Members
- Galvanized Reinforced Front Lead in plate
- Galvanized Reinforced Landing Leg Mounting Assembly
- Fully Laminated Internal Joints (Resin/Glass/ Mechanical Fixing Construction)
- Top quality rigid polyurethane foam, 36kg per cubic meters density.
- Our panels & skins are 100% made in house using the latest manufacturing techniques



Discuss your requirements with our sales staff today.  
They will help you gain the best value from your new Southern Cross equipment.

# ARCTIC STAR -28° FREEZER



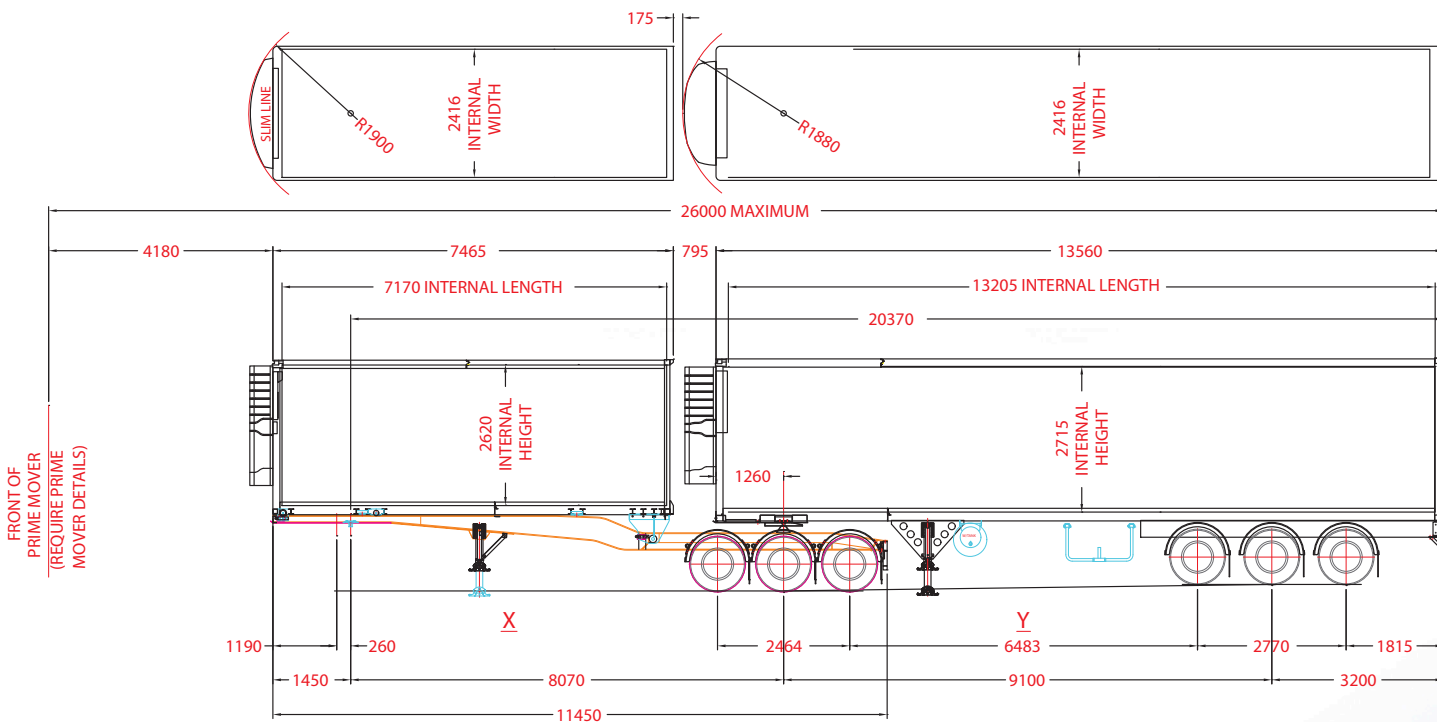
Dimensions		12 Pallet Lead 'A' Trailer
Length		7465mm
Width		2500mm
Height		4300mm
Construction		
Roll Back Chassis		The rollback body is operated by a 12-volt motor driving a 50mm wide double duplex chain with hydraulic power pack. The body rolls on <b>six hardened steel rollers</b> and is locked by two selectamatic locking pins. "Anderson" plug power connector.
Front Wall		100mm Insulated Polyurethane
Side Walls		38mm thick with 3 rows of 'F' track and 3 x bars
Floor		105mm Thick Insulation, Galvanised Cross-members <b>Options -</b> • Flat fibreglass floor • Aluminium distribution floor • High profile air flow floor • No slip finishes
Roof		75mm thick insulation, c/w 3 interior L.E.D lights
Double Loader (optional)		Reinforced double loader walls, 'SXV' Track zinc plated and 12 double loader bars c/w storage box
Rear Doors		55mm Insulated doors with Galvanized Rear Frame
Turn Table		50mm Holland Hitch greased 5th wheel std.
Guards		Truckmate plastic radius guards
Tool Box		1 x 1200mm long with stainless 'T' handles
Water Tank		1 x 60L Aluminium
Running Gear		
Suspension		BPW or SAF standard, Drum Brake Axles, Raise/Lower Valve <b>Option -</b> Disc Brake Axles
Landing Legs		Jost 2 speed landing legs fitted with compensating flat feet.
Wheels		To clients specification
Tyres		To clients specification
Electrical		
Lights		L.E.D with dual 7 pin & 40 amp plugs standard
Paintwork		
Underside		2 pack to clients colours
Refrigeration Unit		
Carrier or Thermo King		

Dimensions		22 Pallet Tag 'B' Trailer
Length		13560mm
Width		2500mm
Height		4300mm
Construction		
Chassis		Monocoque Design <b>Options -</b> • Full Main Rail Chassis • Chassis Extensions
Front Wall		100mm Insulated Polyurethane
Side Walls		38mm thick with 3 rows of 'F' track and 6 x bars
Floor		105mm Thick Insulation, Galvanised Cross-members
Roof		125mm thick insulation, c/w 4 interior L.E.D lights <b>Option -</b> Multi Temp with rear evaporator guard.
Double Loader (optional)		Reinforced double loader walls, 'SXV' Track zinc plated and 22 double loader bars c/w storage box
Rear Doors		80mm Insulated doors with Galvanized Rear Frame
Guards		Truckmate plastic radius guards 'B' double compliant
Tool Box		1 x 1200mm long with stainless 'T' handles
Water Tank		1 x 60L Aluminium
Running Gear		
Suspension		BPW or SAF standard, Drum Brake Axles, Raise/Lower Valve <b>Option -</b> Disc Brake Axles
Landing Legs		Jost 2 speed landing legs fitted with compensating flat feet.
Wheels		To clients specification
Tyres		To clients specification
Electrical		
Lights		L.E.D with dual 7 pin & 40 amp plugs standard
Paintwork		
Underside		2 pack to clients colours
Refrigeration Unit		
Carrier or Thermo King		
Warranty		
3 Years		

SCTEG reserves the right to change specification information without notice, and accepts no liability, either direct or indirect for any loss that may result from the application of this information. Photographs may show equipment that is available at extra cost.



# ARCTIC STAR -22° REEFER

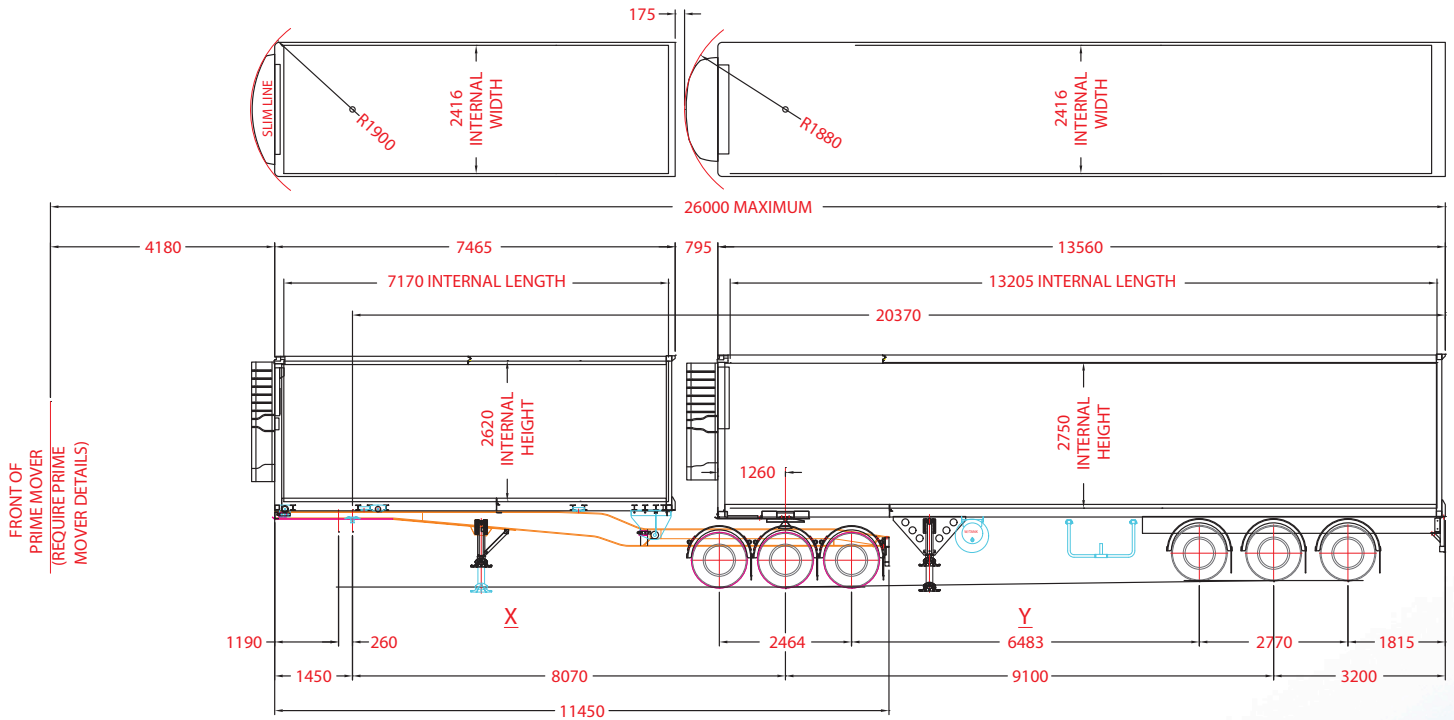


Dimensions		12 Pallet Lead 'A' Trailer	
Length	7465mm		
Width	2500mm		
Height	4300mm		
Construction			
Roll Back Chassis	The rollback body is operated by a 12-volt motor driving a 50mm wide double duplex chain with hydraulic power pack. The body rolls on <b>six hardened steel rollers</b> and is locked by two selectamatic locking pins. "Anderson" plug power connector.		
Front Wall	100mm Insulated Polyurethane		
Side Walls	25mm thick with 3 rows of 'F' track and 3 x bars		
Floor	105mm Thick Insulation, Galvanised Cross-members <a href="#">Options</a> - • Flat fibreglass floor   • Aluminium distribution floor • High profile air flor floor   • No slip finishes		
Roof	75mm thick insulation, c/w 3 interior L.E.D lights		
Double Loader (optional)	Reinforced double loader walls, 'SXV' Track zinc plated and 12 double loader bars c/w storage box		
Rear Doors	55mm Insulated doors with Galvanized Rear Frame		
Turn Table	50mm Holland Hitch greased 5th wheel std.		
Guards	Truckmate plastic radius guards		
Tool Box	1 x 1200mm long with stainless 'T' handles (optional)		
Water Tank	1 x 60L Aluminium (optional)		
Running Gear			
Suspension	BPW or SAF standard, Drum Brake Axles, Raise/Lower Valve <a href="#">Option</a> - Disc Brake Axles		
Landing Legs	Jost 2 speed landing legs fitted with compensating flat feet.		
Wheels	To clients specification		
Tyres	To clients specification		
Electrical			
Lights	L.E.D with dual 7 pin & 40 amp plugs standard		
Paintwork			
Underside	To clients colours		
Refrigeration Unit			
Carrier or Thermo King			

22 Pallet Tag 'B Trailer	
Dimensions	
Length	13560mm
Width	2500mm
Height	4300mm
Construction	
Chassis	Monocoque Design <a href="#">Options -</a> • Full Main Rail Chassis • Chassis Extensions
Front Wall	100mm Insulated Polyurethane
Side Walls	25mm thick with 3 rows of 'F' track and 6 x bars
Floor	105mm Thick Insulation, Galvanised Cross-members
Roof	125mm thick insulation, c/w 4 interior L.E.D lights <a href="#">Option -</a> Multi Temp with rear evaporator guard.
Double Loader (optional)	Reinforced double loader walls, 'SXV' Track zinc plated and 22 double loader bars c/w storage box
Rear Doors	55mm Insulated with Galvanized Rear Frame
Guards	Truckmate plastic radius guards 'B' double compliant
Tool Box	1 x with stainless 'T' handles (optional)
Water Tank	1 x 60L Aluminium (optional)
Running Gear	
Suspension	BPW or SAF standard, Drum Brake Axles, Raise/Lower Valve <a href="#">Option -</a> Disc Brake Axles
Landing Legs	Jost 2 speed landing legs fitted with compensating flat feet.
Wheels	To clients specification
Tyres	To clients specification
Electrical	
Lights	L.E.D with dual 7 pin & 40 amp plugs standard
Paintwork	
Underside	To clients colours
Refrigeration Unit	
Carrier or Thermo King	
Warranty	
3 Years	

SCTEG reserves the right to change specification information without notice, and accepts no liability, either direct or indirect for any loss that may result from the application of this information. Photographs may show equipment that is available at extra cost.

# ARCTIC STAR -18° SUPER CHILLER



Dimensions		12 Pallet Lead ‘A’ Trailer
Length	7465mm	
Width	2500mm	
Height	4300mm	
Construction		
Roll Back Chassis	The rollback body is operated by a 12-volt motor driving a 50mm wide double duplex chain with hydraulic power pack. The body rolls on <b>six hardened steel rollers</b> and is locked by two selectamatic locking pins. “Anderson” plug power connector.	
Front Wall	100mm Insulated Polyurethane	
Side Walls	25mm thick with 3 rows of ‘F’ track and 3 x bars	
Floor	105mm Thick Insulation, Galvanised Cross-members Options - • Flat fibreglass floor   • Aluminium distribution floor • High profile air flor floor   • No slip finishes	
Roof	75mm thick insulation, c/w 3 interior L.E.D lights	
Double Loader (optional)	Reinforced double loader walls, ‘SXV’ Track zinc plated and 12 double loader bars c/w storage box	
Rear Doors	55mm Insulated doors with Galvanized Rear Frame	
Turn Table	50mm Holland Hitch greased 5th wheel std.	
Guards	Truckmate plastic radius guards	
Tool Box	1 x 1200mm long with stainless ‘T’ handles	
Water Tank	1 x 60L Aluminium	
Running Gear		
Suspension	BPW or SAF standard, Drum Brake Axles, Raise/Lower Valve Option - Disc Brake Axles	
Landing Legs	Just 2 speed landing legs fitted with compensating flat feet.	
Wheels	To clients specification	
Tyres	To clients specification	
Electrical		
Lights	L.E.D with dual 7 pin & 40 amp plugs standard	
Paintwork		
Underside	2 pack to clients colours	
Refrigeration Unit		
Carrier or Thermo King		

Dimensions	
Length	13560mm
Width	2500mm
Height	4300mm
Construction	
Chassis	Monocoque Design Options - • Full Main Rail Chassis • Chassis Extensions
Front Wall	100mm Insulated Polyurethane
Side Walls	25mm thick with 3 rows of 'F' track and 6 x bars
Floor	105mm Thick Insulation, Galvanised Cross-members
Roof	75mm thick insulation, c/w 4 interior L.E.D lights Option - Multi Temp with rear evaporator guard.
Double Loader (optional)	Reinforced double loader walls, 'SXV' Track zinc plated and 22 double loader bars c/w storage box
Rear Doors	55mm Insulated with Galvanized Rear Frame
Guards	Truckmate plastic radius guards 'B' double compliant
Tool Box	1 x 1200mm long with stainless 'T' handles
Water Tank	1 x 60L Aluminium
Running Gear	
Suspension	BPW or SAF standard, Drum Brake Axles, Raise/Lower Valve Option - Disc Brake Axles
Landing Legs	Jost 2 speed landing legs fitted with compensating flat feet.
Wheels	To clients specification
Tyres	To clients specification
Electrical	
Lights	L.E.D with dual 7 pin & 40 amp plugs standard
Paintwork	
Underside	2 pack to clients colours
Refrigeration Unit	
Carrier or Thermo King	
Warranty	
3 Years	

SCTEG reserves the right to change specification information without notice, and accepts no liability, either direct or indirect for any loss that may result from the application of this information. Photographs may show equipment that is available at extra cost.



# ARCTIC STAR RIGID BODY

## ARCTIC STAR

**-28° FREEZER**

**-22° REEFER**

**-18° SUPER CHILLER**

### CONFIGURATIONS

- MULTI-TEMP
- ALUMINIUM DISTRIBUTION FLOORS
- HIGH PROFILE AIR FLOW FLOOR
- FIBREGLASS NON-SLIP FLOOR
- MEAT HANGERS




**Southern Cross Vans**

## BUILDS BETTER BODIES

Fully tailored to meet not just today's but tomorrow's demanding freight handling needs, designed to deliver the strongest and longest lasting outcomes, with the most advanced thermal qualities on the market today ensuring correct temperature control for your customers freight. Built to promote your image and status in the transport industry.



Optional - Tailgate Installation




### Construction

- Galvanized Rear Frame
- Galvanized Steel Cross Members
- Fully Laminated Internal Joints (Resin/Glass/ Mechanical Fixing Construction)
- Top quality rigid polyurethane foam, 36kg per cubic meters density.
- Our panels & skins are 100% made in house using the latest manufacturing techniques
- Standard barn doors or optional roller doors
- Optional - Double (pallet) size side door.



Discuss your requirements with our sales staff today.  
They will help you gain the best value from your new Southern Cross equipment.

# ARCTIC STAR RIGID BODY




Available as a Meat Hanger  
- Designed to your specification



Optional - Double Side Door



Optional - Fold down step for side door



## Designed To Fit Customer Supplied Truck Chassis

Dimensions	Rigid Body
Length	Built to suit your requirements. Available in : 8P, 10P, 12P & 14P.
Width	2.5m
Internal Height	Built to suit your specification.
Construction	
Wall Construction	Moulded fibreglass incorporating woven roven and chopped strand mat. Bonded to rigid polyurethane foam with fibreglass ribs insulated between each block of foam.
Side Walls	Size to suit your temperature specification. <b>Optional</b> - Double side door.
Floor	Forklift and pallet jack rated flat fiberglass floor standard. <b>Optional</b> - High Profile Air Flow Floor and Aluminium Distribution Floor available.
Roof	Insulated to suit your temperature specification.
Rear Doors	Insulated to suit your temperature specification. Supplied complete with galvanized rear frame. <b>Optional</b> - Insulated roller door
Load Hold	2 rows of Galvanized steel 'F' Track load lock and 2 x pogo bars included standard.

### Chassis Fitment

Price includes fitment to customer supplied cab chassis.

### Refrigeration Unit

Southern Cross Vans can arrange fitment and commissioning of the desired unit - Thermo King or Carrier, at extra cost.

### Warranty

3 Years

• **Suitable for the largest fleets down to one truck operators.**



SCTEG reserves the right to change specification information without notice, and accepts no liability, either direct or indirect for any loss that may result from the application of this information. Purchasers must conduct their own enquiries to ensure that the products are suitable for their own particular purposes. Any comments made regarding products and construction are made on an information basis, not as a recommendation. Photographs may show equipment that is available at extra cost.



Notes



#### **S.A / NT**

9-15 Manthorpe Street,  
Dry Creek, SA, 5094

**T** (08) 8405 7600

**F** (08) 8349 7006

**E** [sales@trailers.scteg.com.au](mailto:sales@trailers.scteg.com.au)

#### **VIC / TAS / NSW / ACT**

27-31 Thomas Murrell Cres,  
Dandenong South, VIC, 3175

**T** (03) 9706 6080

**F** (03) 9706 6010

**E** [sales@vans.scteg.com.au](mailto:sales@vans.scteg.com.au)

#### **W.A**

10 Eva Street,  
Maddington WA, 6109

**T** 0419 242 911

**E** [aaron@trailers.scteg.com.au](mailto:aaron@trailers.scteg.com.au)